

# Costa Romantica Deckplan

## KATEGORIEN UND KABINENTYP

- I1 IA Innenkabine. AMSTERDAM  
COPENHAGEN • LONDRA • PARIGI
- I2 IA Innenkabine. AMSTERDAM
- I3 IA Innenkabine. COPENHAGEN
- I4 IB Innenkabine. LONDRA
- I5 IB Innenkabine. PARIGI
- A1 AC Außenkabine. AMSTERDAM  
COPENHAGEN • LONDRA

- A2 AC Außenkabine. AMSTERDAM
- A3 AD Außenkabine. COPENHAGEN
- A4 AD Außenkabine. LONDRA
- A5 AD Außenkabine. PARIGI
- IE Einzel - Innenkabine. PARIGI • LONDRA  
COPENHAGEN • AMSTERDAM

- SUITEN:
- MS Mini Suite. MONTECARLO
  - S Suite. MONTECARLO
  - GS Grand Suite mit Balkon. MADRID

## LEGENDE

- # Queen-Size Bett
- o 1 Ober-/Unterbett
- ▲ 1 Unterbett
- 1 Oberbett
- 2 Oberbetten
- + 1 ausklappbares Unterbett
- Einzel-Sofabett
- ◆ 1 Schlafsessel
- ↔ Kabinen mit Verbindungstür
- H Behindertengerechte Kabinen
- E Aufzug



GS - GRAND SUITE MIT BALKON - 47 m<sup>2</sup>

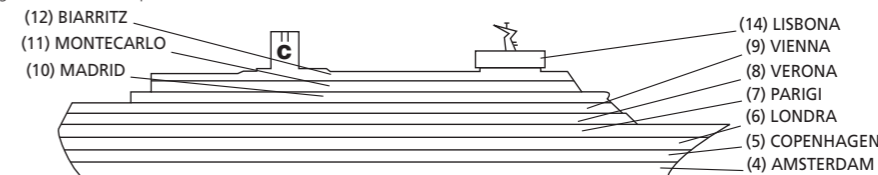


MS - MINI SUITE - 31 m<sup>2</sup>

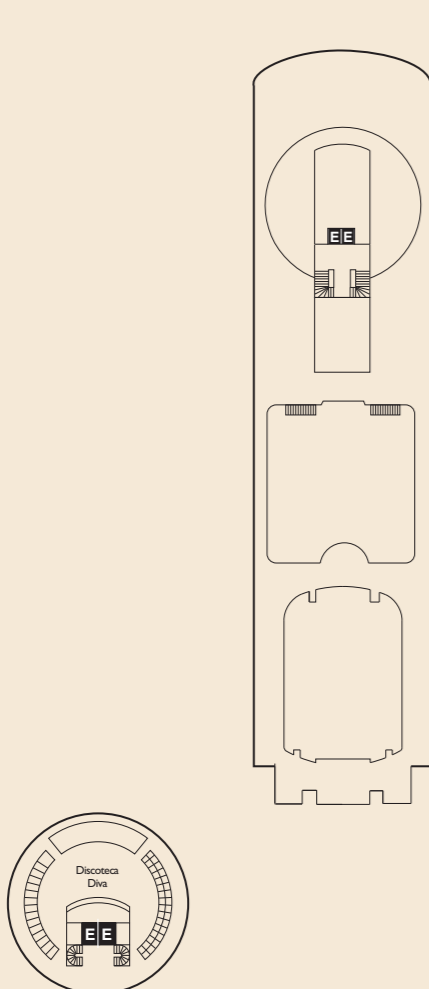


A5 - AUSSENKABINE - 16 m<sup>2</sup>

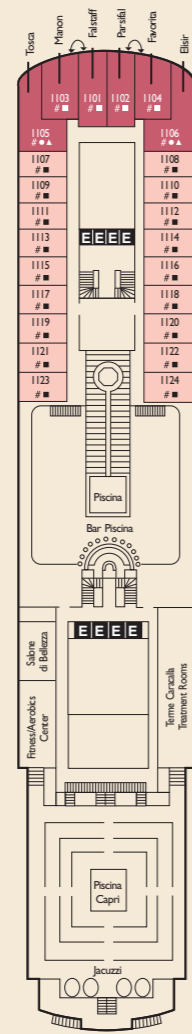
Bei den obigen Abbildungen handelt es sich lediglich um Kabinenbeispiele.



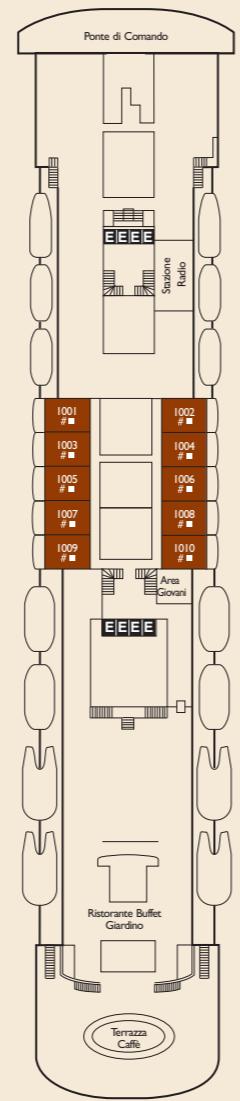
Bruttoreg.: 53.000 t • Länge: 220 m • Breite: 31 m • Geschwindigkeit: 18,5 Knoten • Max. Geschwindigkeit: 20 Knoten



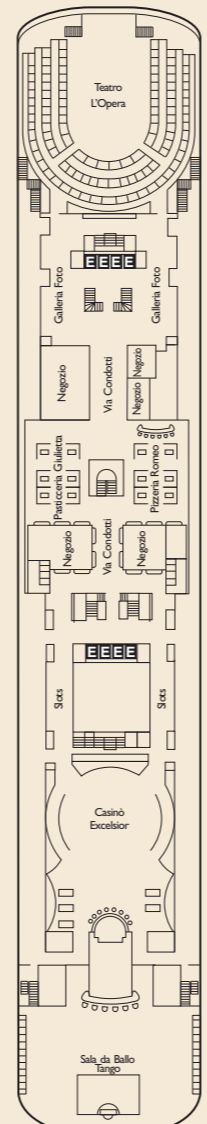
LISBONA DECK 14



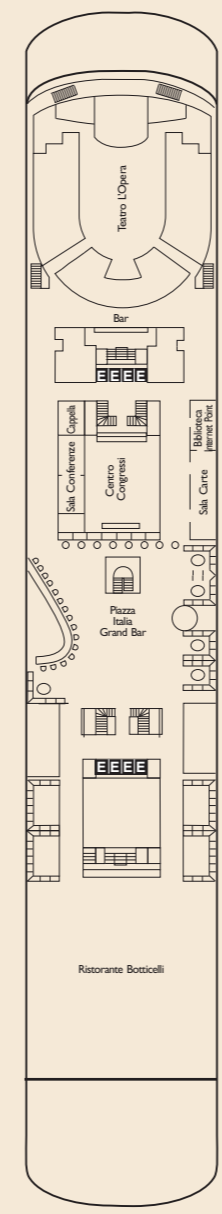
BIARRITZ DECK 12



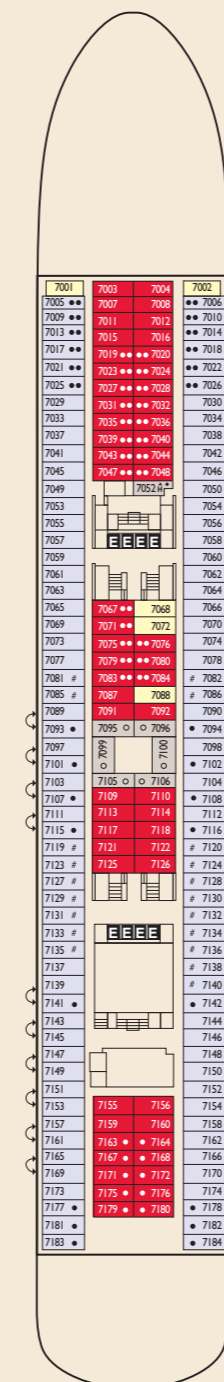
MONTECARLO DECK 11



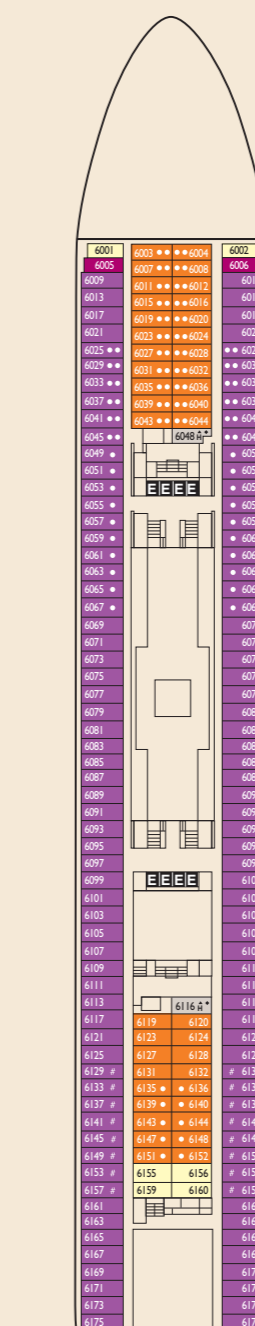
MADRID DECK 10



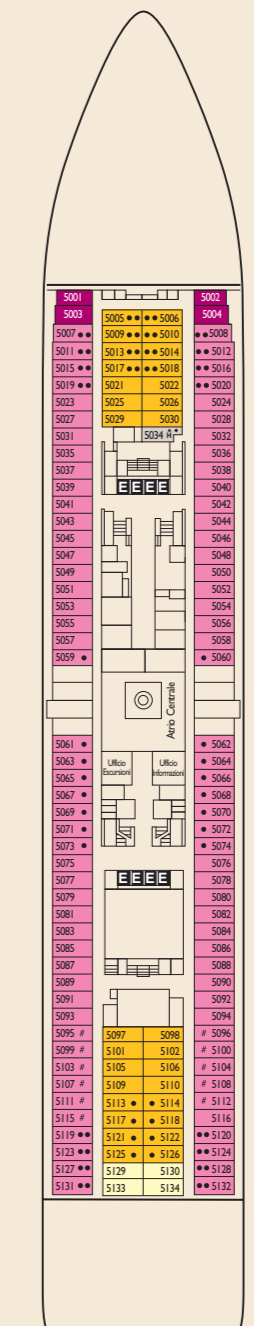
VIENNA DECK 9




VERONA DECK 8



PARIGI DECK 7



LONDRA DECK 6



COPENHAGEN DECK 5



AMSTERDAM DECK 4